# Box Header With Ejectors
# 1.27mmX2.54mm(0.050"X0.100")

**GXCON**

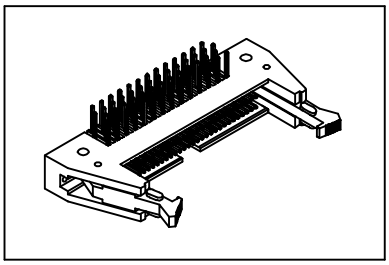

## Material:

**Housing:** 30% Glass filled PBT UL94V-0.
**Contacts:** Brass.
**Plating:** Gold plated over nickel.
Tin plated over nickel.
Selective gold plated: Gold plated on mating area and tin plated on solder tail.

## Electrical Characteristics:

**Current Rating:** 0.5 AMP.
**Insulator Resistance:** 5000MΩmin. at DC 500V.
**Contact Resistance:** 20mΩmax. at DC 100mA.
**Operating Temperature:** -55°C~+105°C.

## Features:

* Right Angle Type.
* Optional Eject lever 24.05mm(0.95").
* Choice of black or grey insulator.
* 4 row 1.27mm(0.05") zigzag PCB layout.

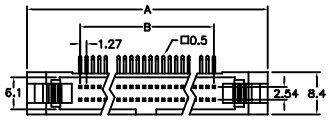


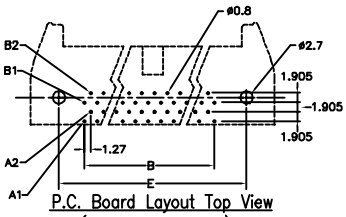


P.C. Board Layout Top View
(26,34,50 Position)

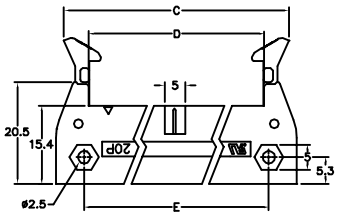


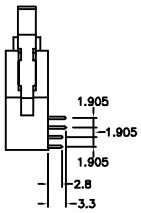


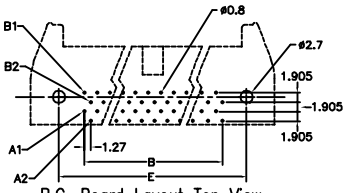


P.C. Board Layout Top View
(20,32,40,52,60,68,80,100 Position)

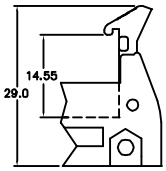


Long Lever

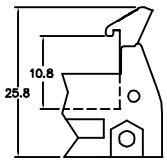


Short Lever

| Position | Dimension | | | | |
|---|---|---|---|---|---|
| | A | B | C | D | E |
| 20 | 30.95 | 11.43 | 29.35 | 18.75 | 21.59 |
| 26 | 34.76 | 15.24 | 33.16 | 22.56 | 25.40 |
| 32 | 38.57 | 19.05 | 36.97 | 26.37 | 29.21 |
| 34 | 39.84 | 20.32 | 38.24 | 27.64 | 30.48 |
| 40 | 43.65 | 24.13 | 42.05 | 31.45 | 34.29 |
| 50 | 50.00 | 30.48 | 48.40 | 37.80 | 40.64 |
| 52 | 51.27 | 31.75 | 49.67 | 39.07 | 41.91 |
| 60 | 56.35 | 36.83 | 54.75 | 44.15 | 46.99 |
| 68 | 61.43 | 41.91 | 59.83 | 49.23 | 52.07 |
| 80 | 69.05 | 49.53 | 67.45 | 56.85 | 59.69 |
| 100 | 81.75 | 62.23 | 80.25 | 69.55 | 72.39 |

## Ordering information

| BX24-100 | 1 | 2 | B | 1 |
|---|---|---|---|---|
| Series No. of Pin Count | 3: Selective Gold Plated<br>1: Gold Plated<br>2: Tin Plated | 2: Right Angle | B: Black<br>*Y: Grey | 1: With Long Ejector<br>2: With Short Ejector<br>3: Without Ejector |

PDF 文件使用 "pdfFactory Pro" 试用版本创建 www.fineprint.cn